

It's a Wrap

Don't let the cold weather get you down! Stay warm and cosy by knitting this gorgeous stole

Materials

7 x 50g balls of Sublime cashmere merino silk dk, in shade 009 blush
1 pair of 4½mm knitting needles

When worked to the correct tension the Hug will measure 31cm (12") x 175cm (68¾"), excluding fringe.

HUG

Cast on 59 sts.

1st Row: * k1, p1, repeat from * to last st, k1.

This row forms moss stitch.

Repeat until Hug measures 175cm (68¾"), finishing after a ws row.

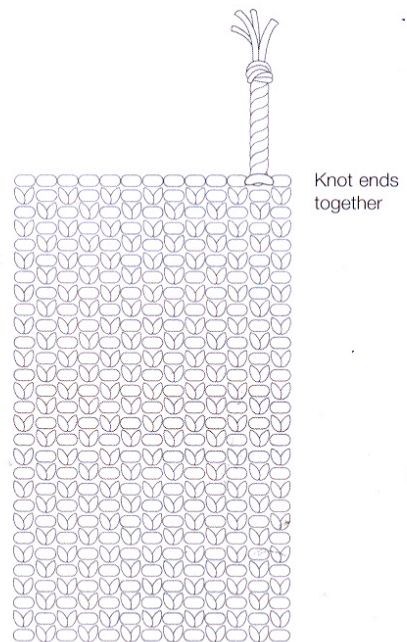
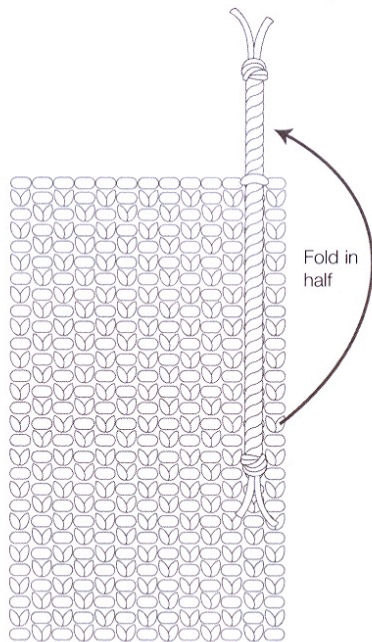
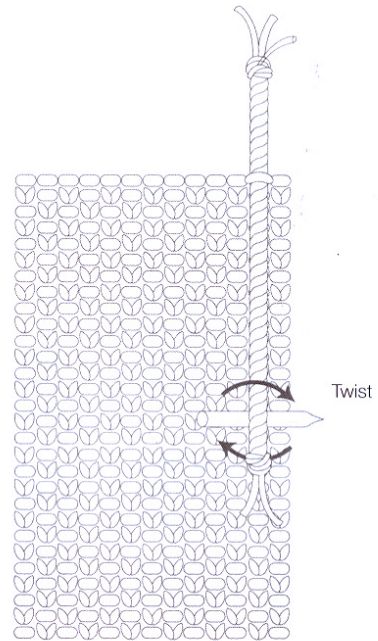
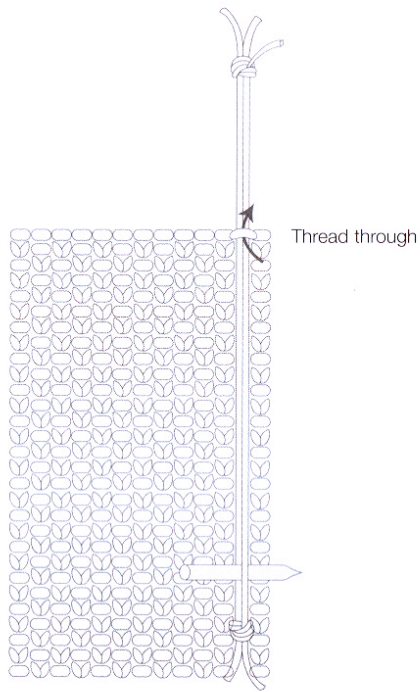
If you are working from the correct tension you will have 578 rows.

Cast off in moss stitch.

To Complete

Pin out garment to the measurement given and cover with damp cloths until dry. Make fringing as follows: Cut two lengths of yarn 50cm (19¾") in length. Thread through short ends of Hug, twist and fold in half, knot ends together (see diagram attached). See ball band for washing and further instructions.

This pattern was taken from **The most luxurious Sublime hand knit book**, which contains 11 gorgeous designs for men, women and girls. For more ideas or to find out more, call 01924 371501 or visit www.sirdar.co.uk



This pattern was downloaded from www.crafts-beautiful.com